VILLAGE OFFICE ARCHITECTURAL RENDERING

LEARN MORE AT: **www.lytton.ca**

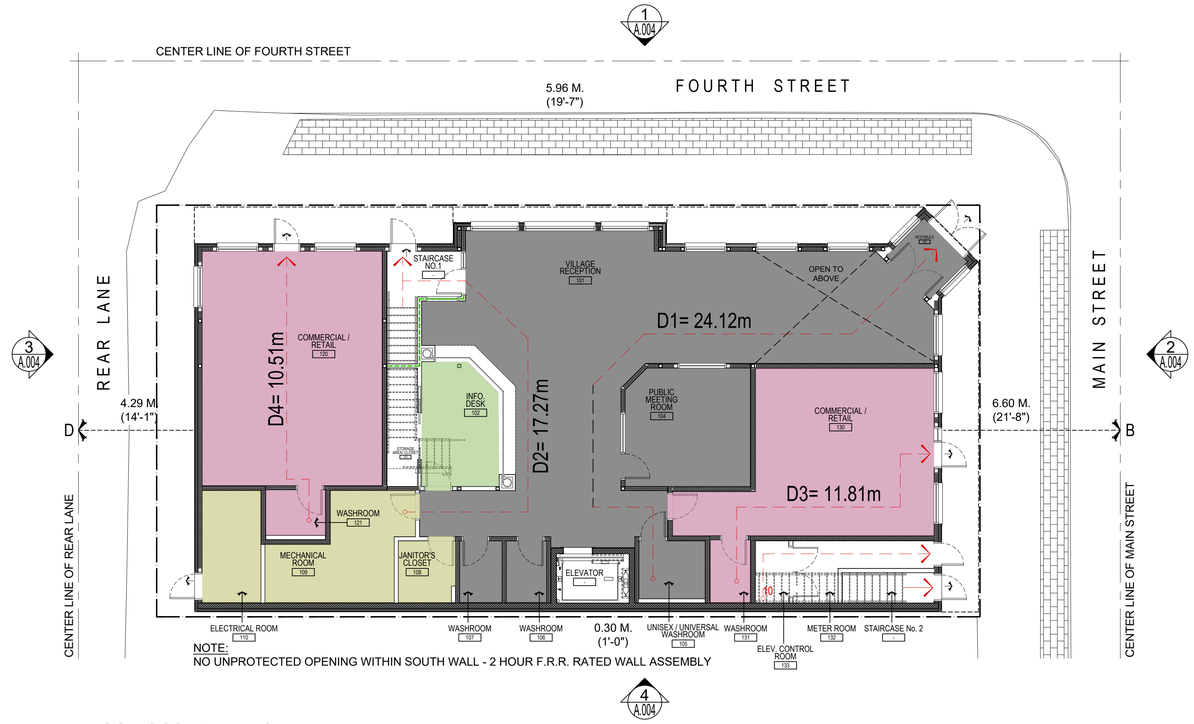

NOTE:
NO UNPROTECTED OPENING WITHIN SOUTH WALL - 2 HOUR F.R.R. RATED WALL ASSEMBLY

5 MAIN FLOOR OCCUPANT LOAD AND TRAVEL DISTANCE PLAN

SCALE: 1/8" = 1'-0"

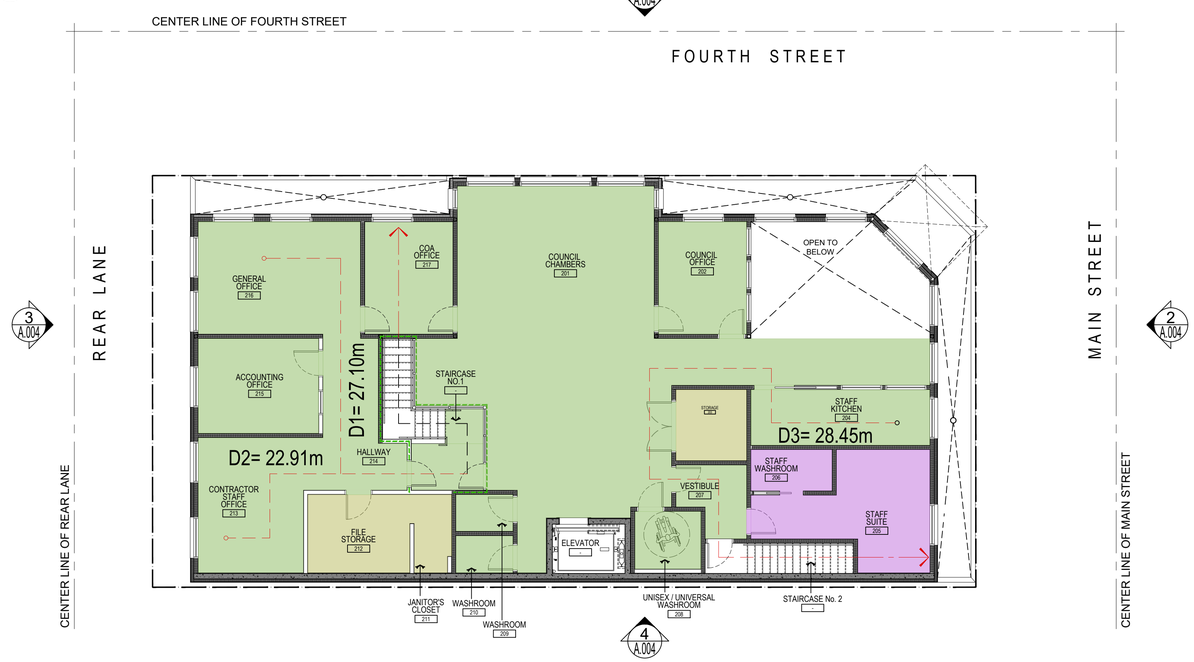

26 SECOND FLOOR OCCUPANT LOAD AND TRAVEL DISTANCE PLAN

SCALE: 1/8" = 1'-0"

OCCUPANT LOAD LEGEND:-

- A2 OCCUPANCY
- E1 & E2 OCCUPANCIES
- STORAGE
- D OCCUPANCY
- C OCCUPANCY

OCCUPANT LOAD

Location	Room Name	Area (m2)	Occupancy Type	Area/person (m2)	Occupant Load	WC Required	WC Provided
Main Floor	Info/Reception	179.8	A2	1.85	97.2	1M - 2F	3 GN
	Office	13.9	D	9.3	1.5		Included w A2
	Retail 1	64.4	E	3.7	17.4	1 M/F	1 GN
	Retail 2	63.6	E	3.7	17.2	1 M/F	1 GN
	storage/mech	39.6	Storage	46	0.9		Included w A2
Total WC Main Flr:		361.3			134.1	5	5
2nd Floor							
	Office/Chambers	270.4	D	9.3	29.1	1M -1 F	3 GN
	Residential	30.7	C		2.0	1	1
	storage	23	Storage	46	0.5		Combined w office
Total WC 2nd Flr:		324.1			31.6	4	4

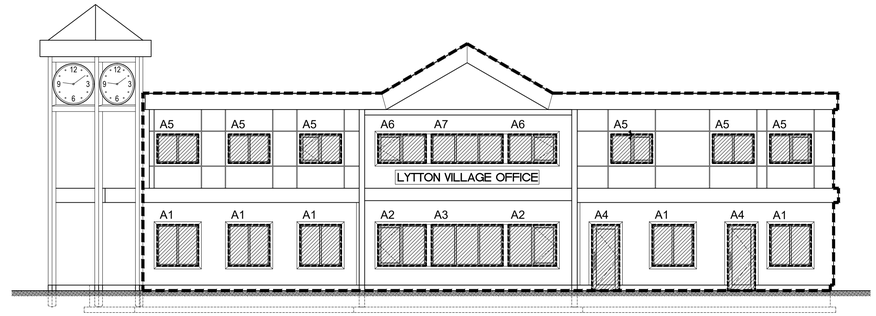

A: NORTH ELEVATION
UNPROCTED OPENING CALCULATION:

A1. 2.32 SQ. M. (25 SQ. FT.) x 5 OPENINGS:	11.60 SQ. M.	(125 SQ. FT.)
A2. 2.69 SQ. M. (29 SQ. FT.) x 2 OPENINGS:	5.38 SQ. M.	(58 SQ. FT.)
A3. 3.99 SQ. M. (43 SQ. FT.) x 1 OPENING:	3.99 SQ. M.	(43 SQ. FT.)
A4. 2.50 SQ. M. (27 SQ. FT.) x 2 OPENINGS:	5.00 SQ. M.	(54 SQ. FT.)
A5. 1.62 SQ. M. (17.5 SQ. FT.) x 6 OPENINGS:	9.72 SQ. M.	(105 SQ. FT.)
A6. 1.85 SQ. M. (20 SQ. FT.) x 2 OPENINGS:	3.70 SQ.M.	(40 SQ. FT.)
A7. 2.78 SQ. M. (30 SQ. FT.) x 1 OPENING:	2.78 SQ.M.	(30 SQ. FT.)
TOTAL UNPROTECTED AREA:	42.17 SQ. M.	(454 SQ. FT.)

A: NORTH ELEVATION:
1. WALL AREA: 193 SQ. M. (2,078 SQ. FT.)
2. UNPROTECTED OPENINGS: 42.17 SQ. M. (454 SQ. FT.)
3. DISTANCE: > 9.0 M. (29'-6")
4. ALLOWABLE UNPROTECTED OPENING: 100%
5. PROVIDED UNPROTECTED OPENING: 21.84%

1 NORTH ELEVATION UNPROTECTED OPENINGS CALCULATIONS

SCALE: 1/8" = 1'-0"

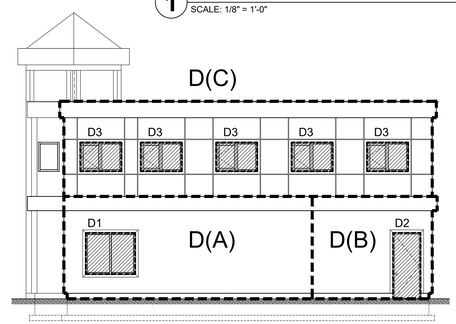

D: WEST ELEVATION:

D(A): WALL AREA CALCULATIONS:
1. WALL AREA: 35.48 SQ.M. (382 SQ. FT.)
2. UNPROTECTED OPENINGS:
3. DISTANCE: 3 M. (9'-10")
4. ALLOWABLE UNPROTECTED OPENING:
5. PROVIDED UNPROTECTED OPENING:

UNPROCTED OPENING CALCULATION:
D1. 2.78 SQ. M. (30 SQ. FT.) x 1 OPENING: 2.78 SQ. M. (30 SQ. FT.)

D(B): WALL AREA CALCULATIONS:
1. WALL AREA: 16.90 SQ.M. (182 SQ. FT.)
2. UNPROTECTED OPENINGS:
3. DISTANCE: 3 M. (9'-10")
4. ALLOWABLE UNPROTECTED OPENING:
5. PROVIDED UNPROTECTED OPENING:

UNPROCTED OPENING CALCULATION:
D2. 2.50 SQ. M. (27 SQ. FT.) x 1 OPENING: 2.50 SQ. M. (27 SQ. FT.)

D(C): WALL AREA CALCULATIONS:
1. WALL AREA: 48.21 SQ.M. (519 SQ. FT.)
2. UNPROTECTED OPENINGS:
3. DISTANCE: 3 M. (9'-10")
4. ALLOWABLE UNPROTECTED OPENING:
5. PROVIDED UNPROTECTED OPENING:

UNPROCTED OPENING CALCULATION:
D3. 1.62 SQ. M. (17.5 SQ. FT.) x 5 OPENINGS: 8.1 SQ. M. (87.5 SQ. FT.)

3 WEST ELEVATION UNPROTECTED OPENINGS CALCULATIONS

SCALE: 1/8" = 1'-0"

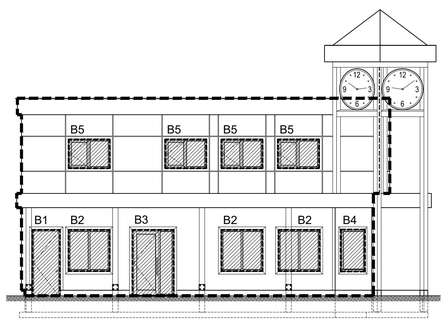

B: EAST ELEVATION:
1. WALL AREA: 97.54 SQ.M. (1,050 SQ. FT.)
2. UNPROTECTED OPENINGS: 21.04 SQ. M. (227 SQ. FT.)
3. DISTANCE: > 9.0 M. (29'-6")
4. ALLOWABLE UNPROTECTED OPENING: 100%
5. PROVIDED UNPROTECTED OPENING: 21.57%

B: EAST ELEVATION
UNPROCTED OPENING CALCULATION:

B1. 2.50 SQ. M. (27 SQ. FT.) x 1 OPENING:	2.50 SQ. M.	(27 SQ. FT.)
B2. 2.32 SQ. M. (25 SQ. FT.) x 3 OPENINGS:	6.96 SQ. M.	(75 SQ. FT.)
B3. 3.71 SQ. M. (40 SQ. FT.) x 1 OPENING:	3.71 SQ. M.	(40 SQ. FT.)
B4. 1.39 SQ. M. (15 SQ. FT.) x 1 OPENING:	1.39 SQ. M.	(15 SQ. FT.)
B5. 1.62 SQ. M. (17.5 SQ. FT) x 4 OPENINGS:	6.48 SQ. M.	(70 SQ. FT.)
TOTAL UNPROTECTED AREA:	21.04 SQ. M.	(227 SQ. FT.)

2 EAST ELEVATION UNPROTECTED OPENINGS CALCULATIONS

SCALE: 1/8" = 1'-0"

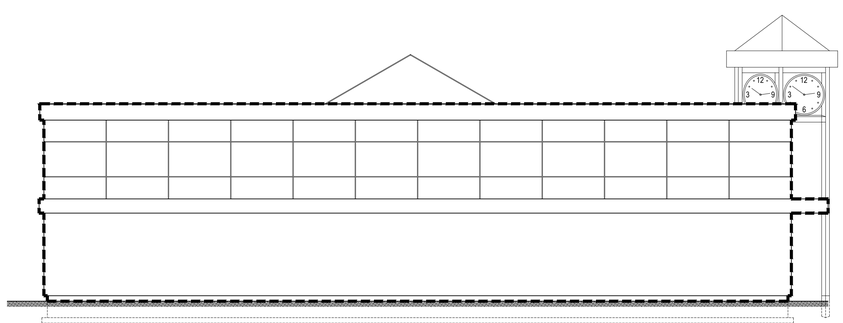

C: SOUTH ELEVATION:
1. WALL AREA: 203.45 SQ. M. (2,190 SQ. FT.)
2. UNPROTECTED OPENINGS 0.00 SQ. M. (0.0 SQ. FT.)
3. DISTANCE: 0.30 M. (1'-0")
4. ALLOWABLE UNPROTECTED OPENING: 0%
5. PROVIDED UNPROTECTED OPENING: 0%

4 SOUTH ELEVATION UNPROTECTED OPENINGS CALCULATIONS

SCALE: 1/8" = 1'-0"

OWNER
Shauna Noyes Architect Inc
ABC, MRAIC, LEED AP
+250- 573-3457
+250- 318 -7136
shauna@shaunanoyesarchitect.com
2932, Pinantan-Pritchard Rd. Pinantan Lake, BC V0E3E1
ARCHITECT
REGISTERED ARCHITECT SHAUNA NOYES BRITISH COLUMBIA

SEAL

These drawings are instruments of service, are the exclusive property of the architect and cannot be reproduced or used for construction without the architect's prior written permission.

This drawing must not be scaled. The general contractor shall verify all dimensions, datums and levels prior to commencement of work. Any errors or omissions are to be reported immediately to the architect.

NO.	DATE	RECORD OF REVISIONS